

## SPECIAL TRANSPORTER




**SERIE**  
**SPECIAL TRANSPORTER**

*These Generating Sets from 5 to 20kVA, are special preparations for vans and trucks.  
They are manufactured with a Kohler diesel engine, water cooled, electric 12V starting.  
Coupling with a super-compact generator 400V 3-phases+N or 230V 1-phase - 50 Hz.  
Manual control panel with remote start from inside the truck. Electric distribution panel with ECC sockets available separately.  
These generating sets are supplied without fuel tank, without battery and with separate muffler and electric panel.*

### Generating set

|                                   |                              |           |
|-----------------------------------|------------------------------|-----------|
| Prime power                       | [KVA]                        | 15        |
| Prime power                       | [KW]                         | 12        |
| Stand-by power                    | [KVA]                        | 16,5      |
| Stand-by power                    | [KW]                         | 13,2      |
| Voltage                           | [V]                          | 400 / 230 |
| Frequency                         | [Hz]                         | 50        |
| Cosφ                              |                              | 0,8       |
| RPM                               | [rpm]                        | 1500      |
| Starting                          | <b>Electric with battery</b> |           |
| Generating set noise level at 7mt | dB(A)                        | 73        |










*The image is only for demonstration purposes*

### Dimensions and weight

|        |      |      |
|--------|------|------|
| Lenght | [mm] | 1500 |
| Width  | [mm] | 600  |
| Height | [mm] | 800  |
| Weight | [kg] | 430  |

| Engine              |          |         | Alternator        |                   |
|---------------------|----------|---------|-------------------|-------------------|
| Manufacturer        | KOHLER   |         | Manufacturer      | SINCRO or similar |
| Model               | LDW 1603 |         | Poles number      | 4                 |
| Cooling system      | Water    |         | Phases number     | 3                 |
| Power               | [Hp/kW]  | 20,4/15 | Regulation        | AVR               |
| Nr. Of cylinders    | 3        |         | Type              | Brushless         |
| Displacement        | [cm³]    | 1649    | Overload accepted | 10,00%            |
| Consumption ¾ load  | [L/h]    | 3,3     | Voltage accuracy  | ±1%               |
| Engine oil capacity | [L]      | 3,8     |                   |                   |

## EQUIPMENTS

| Standard equipment  |   | Optionals – Optionnels  |   |
|---|---|---|---|
|  | Diesel engine   |  | Soundproof stainless steel canopy painted at 2 components |
|  | Triple-phase alternator   |   |   |
|  | First oil filling   |   |   |
|   | Soundproof canopy painted at 2 components                               |   |   |
|  | Vibration dampers   |   |   |
|   | Electric manual separated panel with remote start from inside the truck |   |   |



Greenpower AB  
 Helsingborgsvägen Varalöv  
 262 96 Ängelholm  
 Tel: 0431-222 40  
 E-mail: [info@greenpower.se](mailto:info@greenpower.se)  
 web: [www.greenpower.se](http://www.greenpower.se)